AC APPLICATIONS MODULE

The AC Application Training Set features ready modules designed to allow the user to practically run applications during experiments. AC Application Modules can be attached to the main unit of the training set, which comes in a case and is suitable for desktop use. The content of the training set is suitable for advanced technical training as well as basic training. The training set has a modular structure. The modules are made of 4mm compact laminate. Symbols and instructions have been etched on the modules using laser technology. UV press technology has been used to engrave technicalproperties. Connection is established with 2mm titanium/gold-alloy-plated female metal sockets. Connecting wires feature gold-plated sockets with 2mm springs.

TECHNICIAL SPECIFICATIONS

• Training set; power input 220-240V AC/50Hz IEC input, there is a removable fuse, on-off switch with power LED indicator and 1 2m IEC power cable is provided.

• DC power supplies; 0-30V 1A voltage and current adjustable. There are regulated, short circuit protected, digital Voltmeter and Ammeter display, +5V, -5V and +12V, -12V 1A fixed, regulated, short circuit protected outputs.

• AC power supply 12V-0-12V 1A fixed output,

• All controls on the computer with a 4” or larger color touchscreen LCD can be realized. In addition, USB interface and Network for transferring data to PC. There is an Ethernet interface to enable communication.

APPLICATION MODULES

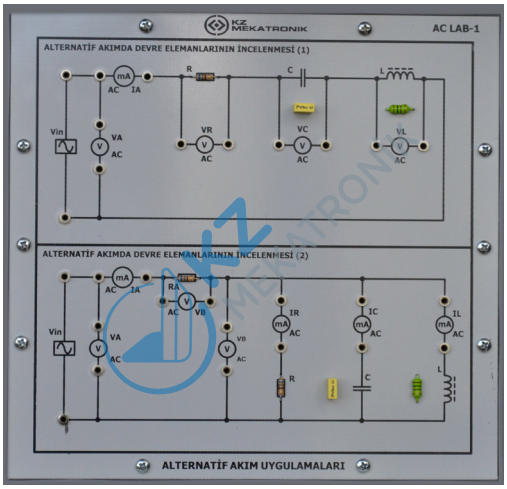

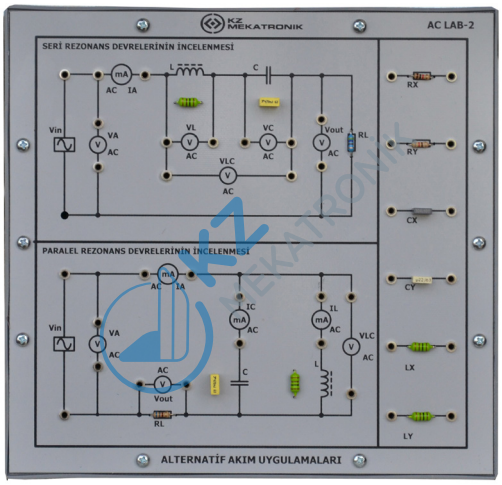

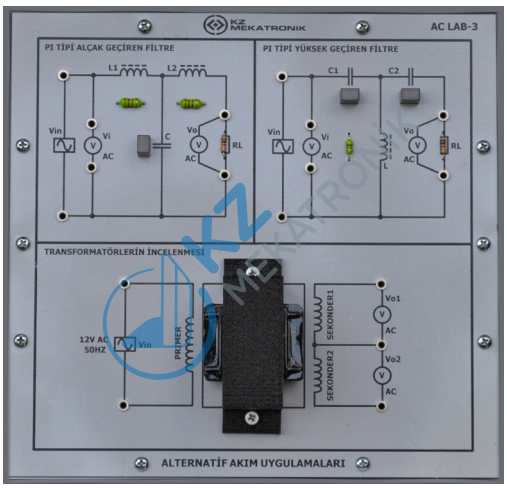

APPLICATION EXPERIMENTS

AC Application Modules are suitable for the experiments listed below:

- Observing the series configuration of circuit elements (R,L,C) in alternating current
- Observing the parallel configuration of circuit elements (R,L,C) in alternating current

- Observing the series resonant circuit
- Observing the parallel resonant circuit

- Observing the PI low-pass filter
- Observing the PI high-pass filter
- Observing the transformers